

switch on safety

FOR CHROMEBOOK

Here's how you Switch on Safety to help keep your child safe when learning from home on a **CHROMEBOOK**. These instructions will help you change the 'DNS' settings on your child's device to add an extra safety filter for anyone using it for online learning.

1 FIND

Find where you can change **DNS settings**.

2 SWITCH

Change the settings to **Switch on Safety**.

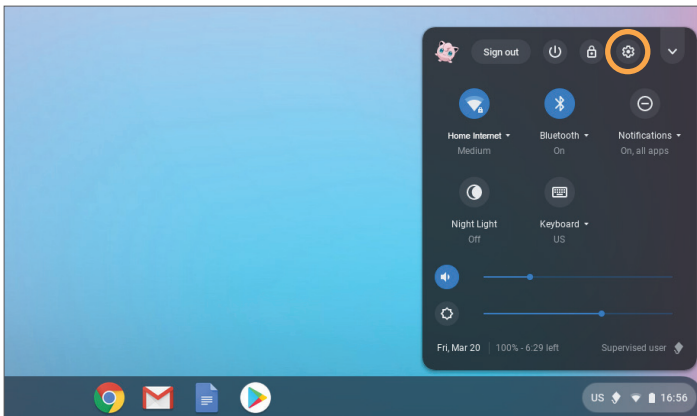
3 TEST

Test the device to make sure it worked.

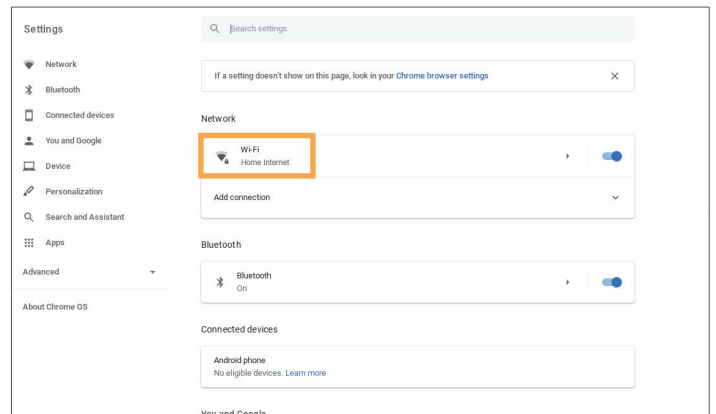
1 FIND

// First you need to find your 'DNS' settings. [Here's how.](#)

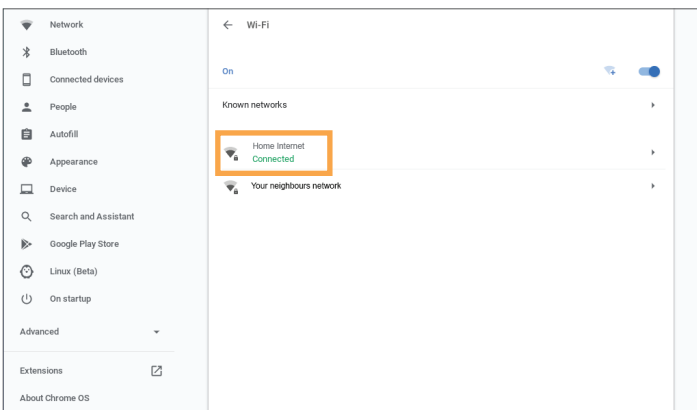
1. Click on your notification tray and then click on the 'Settings' icon.



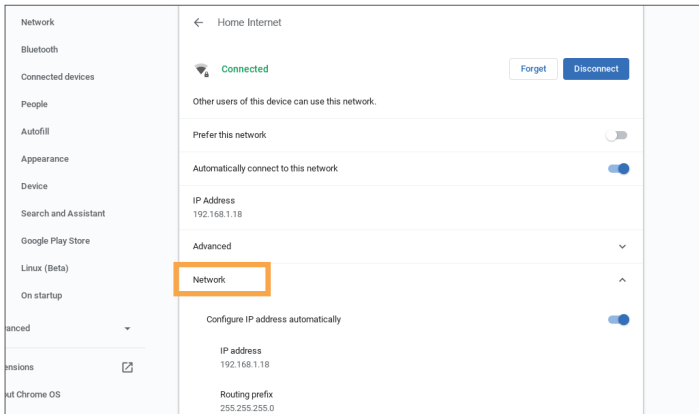
2. Click the 'Wi-Fi' option under 'Network' at the top of the settings screen.



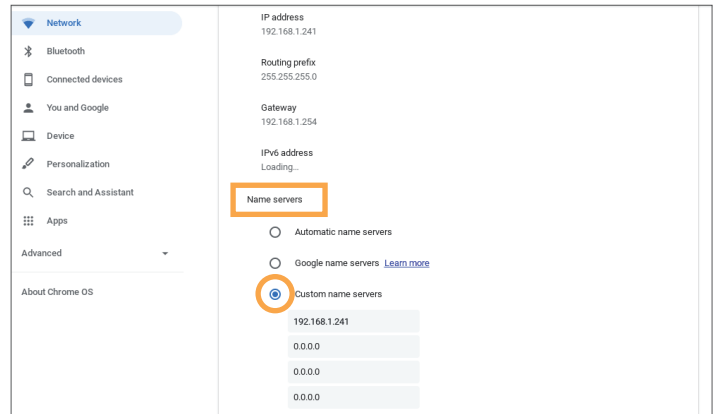
3. Click the name of the Wi-Fi network to which you're currently connected to change its settings.



4. Click the 'Network' option under 'Advanced' Network section'.



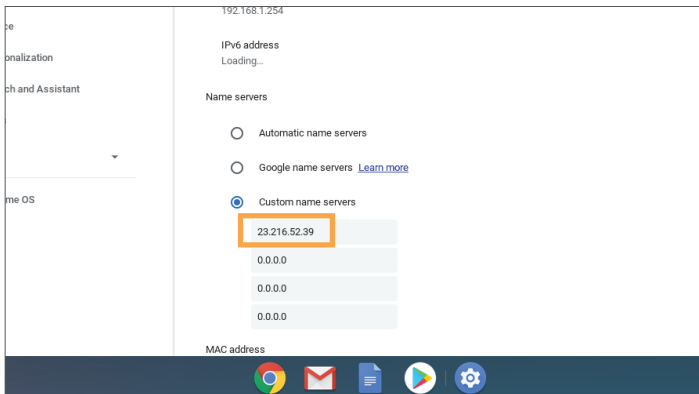
5. Under the 'Name servers' section click 'Custom name servers'. If you already have a custom name server, take a picture or write it down for your records.



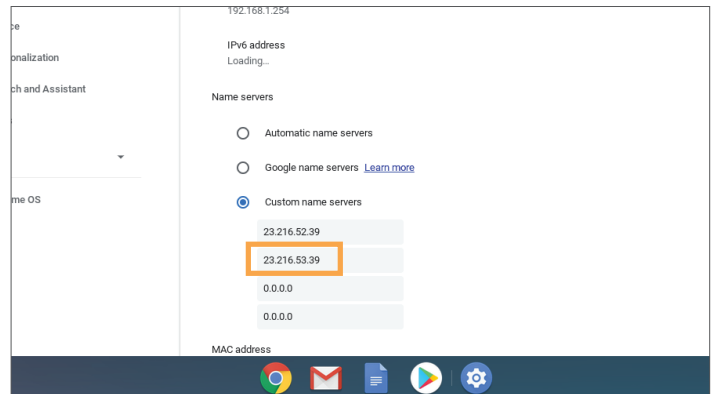
2 SWITCH

// Next you need to add manual 'DNS' settings. [Here's how.](#)

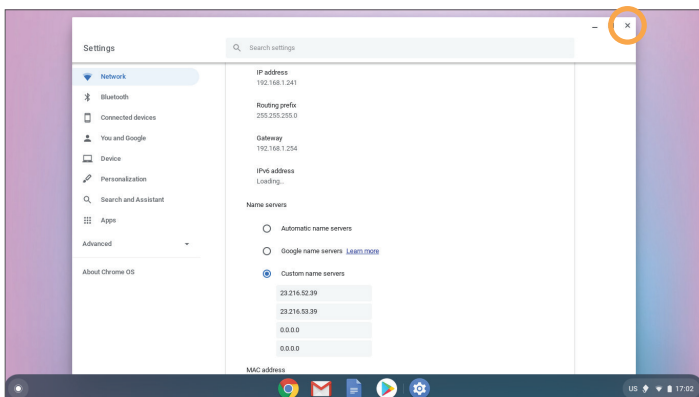
1. Enter the number 23.216.52.39



2. Enter the number 23.216.53.39



3. There is no save button, so just click the 'X' at the top right corner when you're done.




HAVING TROUBLE? Make sure you've entered the right DNS server numbers. If you're still experiencing issues, repeat instructions up to FIND Step 5 and select 'Automatic name servers' so the internet keeps working. Then go to switchonsafety.co.nz/help or fill out the **Contact form**.

3 TEST

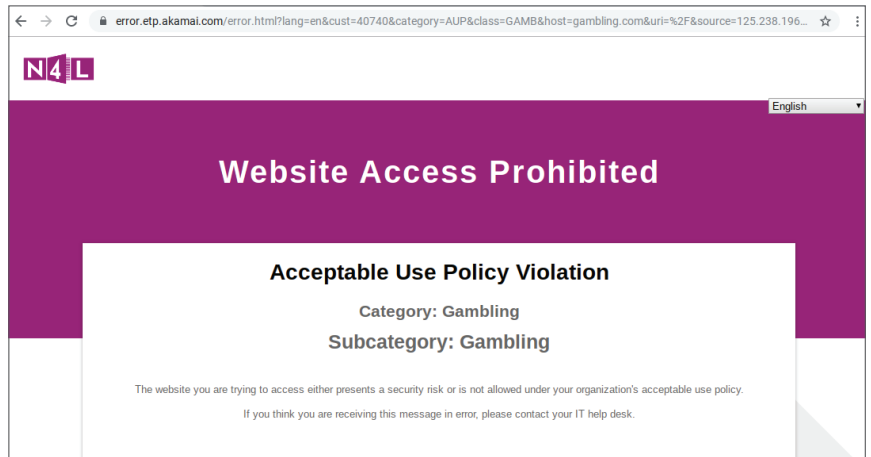
// Finally, you need to check that it worked. **Here's how.**

IMPORTANT: RESTART YOUR DEVICE BEFORE THE 'TEST' INSTRUCTIONS.

1. Type in **www.google.com** to check that the internet is working.



2. Try accessing **www.freelotto.com** to test you've Switched on Safety. You will see something like the screen to the right if it's working. If you get through to the webpage successfully, please check that all setup steps have been followed and test again, or visit **www.switchonsafety.co.nz/help**



HAVING TROUBLE? Make sure you've entered the right DNS server numbers. If you're still experiencing issues, repeat instructions up to FIND Step 5 and select 'Automatic name servers' so the internet keeps working. Then go to **switchonsafety.co.nz/help** or fill out the **Contact form**.